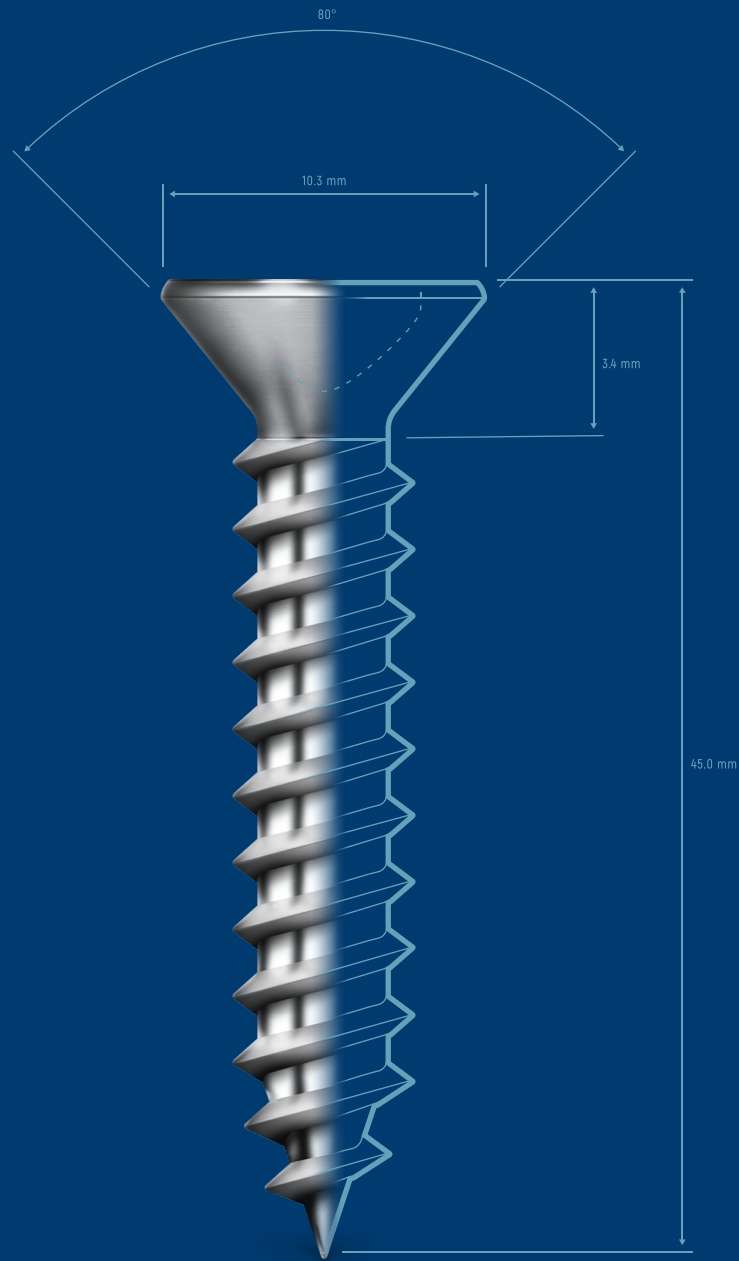


PATTA[®]



Screws

Our components, your key

Index

Collated Screws



05

Drywall Screws



07

Chipboard Screws



08

Self Tapping Screws



09

Stainless Steel Screws



14

Wood Screws



16

Machine Screws



19

Special Screws



20

Certifications




23

Packaging



25





Grip Forever

Our Components, Your Key

Professional

provide expertise and know-how in fastener and construction hardware industry

Active

keep improving quality product and service to customers

Trustworthy

with 30-year experience under well-known "PATTA" brand name

Typical

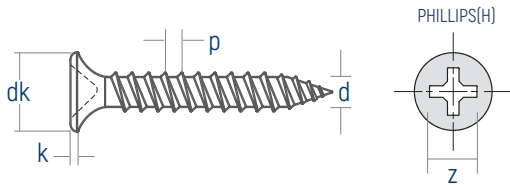
provide unique fastener problem solving

Ambitious

provide a series of activities to meet customers expectation

Drywall Screws

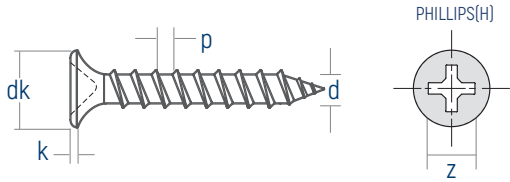
Bugle head phillips
Twinfast thread



d	dk (max)	k	z	p
M3.5	8-8.4	0.8	No.2	1.49
M3.9	8-8.4	0.8	No.2	1.59
M4.8	8.8-9.2	0.8	No.2	2.12



Coarse thread



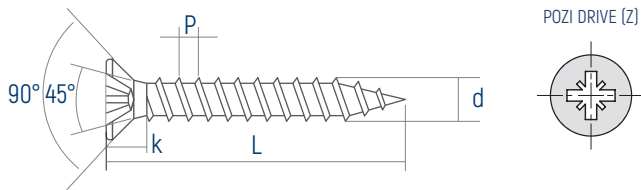
d	dk (max)	k	z	p
M3.5	8-8.4	0.8	No.2	2.82
M3.9	8-8.4	0.8	No.2	2.82
M4.8	8.8-9.2	0.8	No.2	3.18



Size	Length (mm)	Length (inch)		
#6 M3.5	25	1"	50pcs / Belt	20Belt(1000pcs) / Box
	32	1-1/4"	50pcs / Belt	20Belt(1000pcs) / Box
	38	1-1/2"	50pcs / Belt	20Belt(1000pcs) / Box
#7 M3.9	25	1"	50pcs / Belt	20Belt(1000pcs) / Box
	38	1-1/2"	50pcs / Belt	20Belt(1000pcs) / Box
	50	2"	50pcs / Belt	20Belt(1000pcs) / Box
#10 M4.8	50	2"	50pcs / Belt	20Belt(1000pcs) / Box

Chipboard Screws

Flat head
Pozi Recess



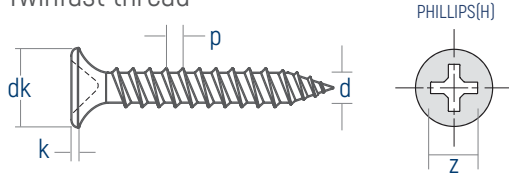
d	dk (max)	k	x	p
M4	7.9	4.25	2	1.80
M4.5	8.9	4.60	2	2.0
M5	9.9	5.20	2	2.2
M6	11.9	6.00	3	2.60

Size	Length (mm)	Length (inch)		
#9	25	#1"	50pcs / Belt	20Belt(1000pcs) / Box
	30	1-3/16"	50pcs / Belt	20Belt(1000pcs) / Box
M4.5	35	1-3/8"	50pcs / Belt	20Belt(1000pcs) / Box
	45	1-3/4"	50pcs / Belt	20Belt(1000pcs) / Box
#13	40	1-5/8"	50pcs / Belt	20Belt(1000pcs) / Box
M6.0	50	2"	50pcs / Belt	20Belt(1000pcs) / Box



Phillips Bugle Head

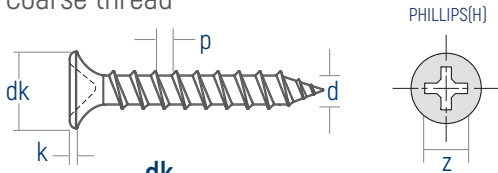
Twinfast thread



d	dk (max)	k	z	p
M3.5	8-8.4	0.8	No.2	1.49
M3.9	8-8.4	0.8	No.2	1.59
M4.2	8-8.4	0.8	No.2	1.69
M4.8	8.8-9.2	0.8	No.2	2.12



Coarse thread



d	dk (max)	k	z	p
M3.5	8-8.4	0.8	No.2	2.82
M3.9	8-8.4	0.8	No.2	2.82
M4.2	8-8.4	0.8	No.2	3.18
M4.8	8.8-9.2	0.8	No.2	3.18



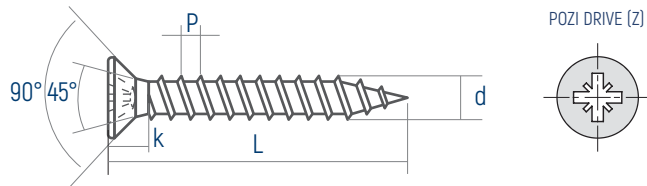
Size
(mm)

	19		25		32		38
	25		32		38		50
	28		35		50		75
3.5x	32	3.9x	38	4.2x	63	4.8x	90
	35		41		75		100
	38		45		80		110
	41		50		90		

Size
(inch)

	3/4"		1"		1-1/4"		1-1/2"
	1"		1-1/4"		1-1/2"		2"
	1-1/8"		1-3/8"		2"		3"
#6x	1-1/4"	#7x	1-1/2"	#8x	2-1/2"	#10x	3-1/2"
	1-3/8"		1-5/8"		3"		4"
	1-1/2"		1-3/4"		3-5/32"		4-5/16"
	1-5/8"		2"		3-1/2"		

Pozi Recess
Flat Head



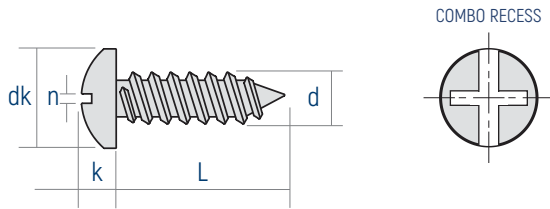
d	dk (max)	k	z	p
M3	5.9	3.20	1	1.35
M3.5	6.9	3.60	2	1.60
M4	7.9	4.25	2	1.80
M4.5	8.9	4.60	2	2.10
M5	9.9	5.20	2	2.20
M6	11.9	6.00	3	2.60



Size
(mm)

	12		12		16		25		25
	16		16		20		30		30
	18		20		25		35		35
	20		25		30		40		40
	25		30		35		45		45
3.0 _x	30	3.5 _x	35	4.0 _x	40	5.0 _x	50	6.0 _x	50
	35		40		50		60		60
	40		45		60		70		70
	—		50		70		80		80
	—		—		80		—		90
	—		—		—		—		100
									110

DIN 7981 Tapping Screw Pan Head



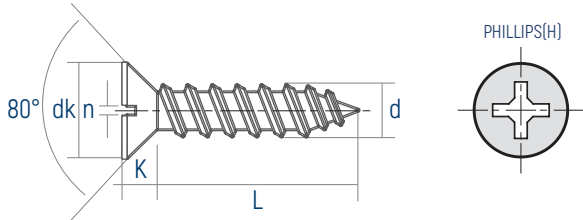
d	dk (max)	k	n (min)
M2.9	5.6	1.50 - 1.75	0.86
M3.5	6.9	1.85 - 2.10	1.06
M3.9	7.5	2.00 - 2.25	1.06
M4.2	8.2	2.15 - 2.45	1.26
M4.8	9.5	2.50 - 2.80	1.26
M5.5	10.8	2.85 - 3.20	1.66
M6.3	12.5	3.30 - 3.65	1.66

Size (mm)													
	6.5	9.5	9.5	9.5	9.5	9.5	16	19					
	9.5	13	13	13	13	13	19	25					
	13	16	16	16	16	16	25	32					
2.9 _x	16	3.5 _x	19	3.9 _x	19	4.2 _x	19	4.8 _x	19	5.5 _x	32	6.3 _x	38
	19		25		25		25		25		38		45
	—	—	—	—	32	—	32	—	32	—	45	—	50
							38				50		75

Size (inch)													
	1/4"	3/8"	3/8"	3/8"	3/8"	3/8"	5/8"	3/4"					
	3/8"	1/2"	1/2"	1/2"	1/2"	1/2"	3/4"	1"					
	1/2"	5/8"	5/8"	5/8"	5/8"	5/8"	1"	1-1/4"					
#4 _x	5/8"	#6 _x	3/4"	#7 _x	3/4"	#8 _x	3/4"	#10 _x	3/4"	#12 _x	1-1/4"	#14 _x	1-1/2"
	3/4"		1"		1"		1"		1"		1-1/2"		1-3/4"
	—	—	—	—	1-1/4"	—	1-1/4"	—	1-1/4"	—	1-3/4"	—	2"
									1-1/2"		2"		3"

DIN 7982 Tapping Screw

Flat Head

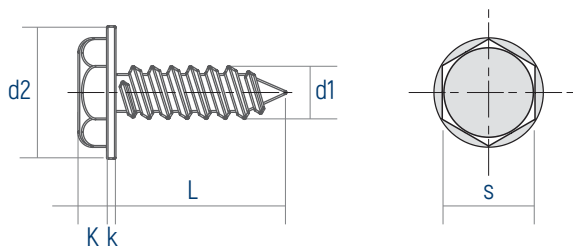


d	dk (max)	k	H
M2.9	2.20 - 5.50	1.7	1
M3.5	6.44 - 6.80	2.1	2
M3.9	7.14 - 7.50	2.3	2
M4.2	7.74 - 8.10	2.5	2
M4.8	9.14 - 9.50	3.0	2
M5.5	10.37 - 10.80	3.4	3
M6.3	11.97 - 12.40	3.8	3

Size (mm)													
	6.5	9.5	9.5	9.5	9.5	16	19						
	9.5	13	13	13	13	19	25						
	13	16	16	16	16	25	32						
2.9 _x	16	3.5 _x	19	3.9 _x	19	4.2 _x	19	4.8 _x	19	5.5 _x	32	6.3 _x	38
	19		25		25		25		25		38		45
	—	—	—	—	32	—	32	—	32	—	45	—	50
									38		50		75

Size (inch)													
	1/4"	3/8"	3/8"	3/8"	3/8"	5/8"	3/4"						
	3/8"	1/2"	1/2"	1/2"	1/2"	3/4"	1"						
	1/2"	5/8"	5/8"	5/8"	5/8"	1"	1-1/4"		1-1/4"				
#4 _x	5/8"	#6 _x	3/4"	#7 _x	3/4"	#8 _x	3/4"	#10 _x	3/4"	#12 _x	1-1/4"	#14 _x	1-1/2"
	3/4"		1"		1"		1"		1"		1-1/2"		1-3/4"
	—	—	—	—	1-1/4"	—	1-1/4"	—	1-1/4"	—	1-3/4"	—	2"
									1-1/2"		2"		3"

Tapping Screw Hex Washer Head

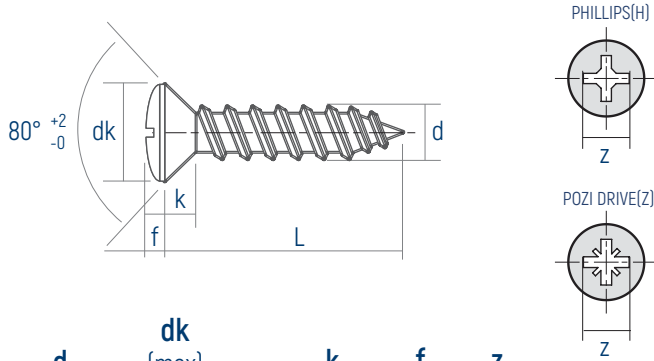


d	d2	k	K	s (max)
M4.8	9.8-10.5	0.9	4.15-4.45	8
M5.5	10.0-11.0	1.0	5.15-5.45	8
M6.3	12.2-13.2	1.0	6.15-6.45	10

Size (mm)		Size (inch)									
	13	16	19	1/2"	5/8"	3/4"					
	16	19	25	5/8"	3/4"	1"					
	19	25	32	3/4"	1"	1-1/4"					
4.8 _x	25	5.5 _x	32	6.3 _x	38	#10 _x	1"	#12 _x	1-1/4"	#14 _x	1-1/2"
	32		38		45		1-1/4"		1-1/2"		1-3/4"
	38		45		50		1-1/2"		1-3/4"		2"
			50		75				2"		3"

DIN 7983 Tapping Screw

Oval Head (Phillips or Pozi Recess)



d	dk (max)	k	f	z
M2.9	5.20-5.50	1.7	0.9	1
M3.5	6.44-6.80	2.1	1.2	2
M3.9	7.14-7.50	2.3	1.3	2
M4.2	7.74-8.10	2.5	1.4	2
M4.8	9.14-9.50	3.0	1.5	2
M5.5	10.37-10.80	3.4	1.7	3
M6.3	11.97-12.40	3.8	2.0	3

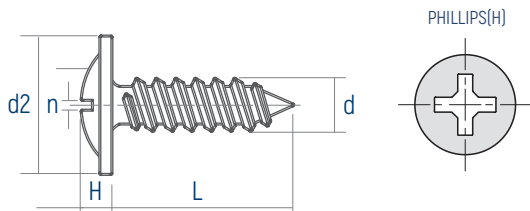
Size (mm)

	6.5	9.5	9.5	9.5	9.5	16	19
	9.5	13	13	13	13	19	25
	13	16	16	16	16	25	32
2.9_x	3.5_x	3.9_x	4.2_x	4.8_x	5.5_x	6.3_x	
	16	19	19	19	19	32	38
	19	25	25	25	25	38	45
	—	—	—	32	32	45	50
					38	50	75

Size (inch)

	1/4"	3/8"	3/8"	3/8"	3/8"	5/8"	3/4"
	3/8"	1/2"	1/2"	1/2"	1/2"	3/4"	1"
	1/2"	5/8"	5/8"	5/8"	5/8"	1"	1-1/4"
#4_x	#6_x	#7_x	#8_x	#10_x	#12_x	#14_x	
	5/8"	3/4"	3/4"	3/4"	3/4"	1-1/4"	1-1/2"
	3/4"	1"	1"	1"	1"	1-1/2"	1-3/4"
	—	—	—	1-1/4"	1-1/4"	1-3/4"	2"
					1-1/2"	2"	3"

Phillips Truss Head



d	d2 (max)	h	n (max)
M4.2	11.5	2.6	2
M4.8	11.5	2.6	2

Truss head



Button head



Size (mm)		Size (inch)		Size (inch)	
	13	19		1/2"	3/4"
	16	25		5/8"	1"
4.2 x	19	32	#8 x	3/4"	1-1/4"
	25	38		1"	1-1/2"
	32	-		1-1/4"	-
	38	-		1-1/2"	-

Hex Washer Head



Size (mm)		Size (inch)			
5.5 x	16	16	#12 x	5/8"	5/8"
	19	19		3/4"	3/4"
	25	25		1"	1"
	32	32		1-1/4"	1-1/4"
	38	38		1-1/2"	1-1/2"
	50	45		2"	1-3/4"
	63	50		2-1/2"	2"
	75	63		3"	2-1/2"
	90	75		3-1/2"	3"
			#14 x		
				5/8"	5/8"
				3/4"	3/4"
				1"	1"
				1-1/4"	1-1/4"
				1-1/2"	1-1/2"
				2"	1-3/4"
				2-1/2"	2"
				3"	2-1/2"
			3-1/2"	3"	

Flat Head with Square
Tapping Screw



Flat Head with Slot
DIN 7972 Tapping Screw



Phillips or Pozi Recess
DIN 7982 Flat Head



Phillips or Pozi Recess
DIN 7983 Oval Head



Phillips or Pozi Recess
DIN 7981 Pan Head



Phillips or Pozi Recess
DIN 7971 Oval Head



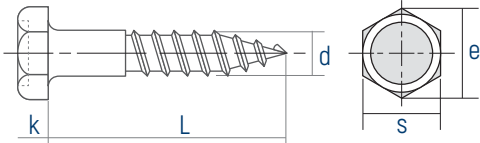
Size
(mm)

	6.5	9.5	9.5	9.5	9.5	9.5	16	19			
	9.5	13	13	13	13	13	19	25			
	13	16	16	16	16	16	25	32			
2.9 x	16	3.5 x	19	3.9 x	19	4.2 x	19	5.5 x	32	6.3 x	38
	19		25		25		25		38		45
	—		—		—		32		32		45
							38		38		50
									50		

Size
(inch)

	1/4"	3/8"	3/8"	3/8"	3/8"	3/8"	5/8"	3/4"					
	3/8"	1/2"	1/2"	1/2"	1/2"	1/2"	3/4"	1"					
	1/2"	5/8"	5/8"	5/8"	5/8"	5/8"	1"	1-1/4"					
#4 x	5/8"	#6 x	3/4"	#7 x	3/4"	#8 x	3/4"	#10 x	3/4"	#12 x	1-1/4"	#14 x	1-1/2"
	3/4"		1"		1"		1"		1"		1-1/2"		1-3/4"
	—		—		—		1-1/4"		1-1/4"		1-3/4"		2"
									1-1/2"		2"		3"

DIN 571 Wood Screw Hexagon Head



d	dk	k	n
M6	3.36-4.38	9.647-10.00	10.89
M8	5.13-5.88	12.57-13.00	14.20
M10	6.55-7.45	16.57-17.00	18.72

Size
(mm)

	20	25	70	30	75
	25	30	75	35	80
	30	35	80	40	90
	35	40	90	45	100
M6 x	40	M8 x 45	M8 x 100	M10 x 50	M10 x 120
	45	50	—	55	140
	50	55	—	60	—
	55	60	—	65	—
	60	65	—	70	—

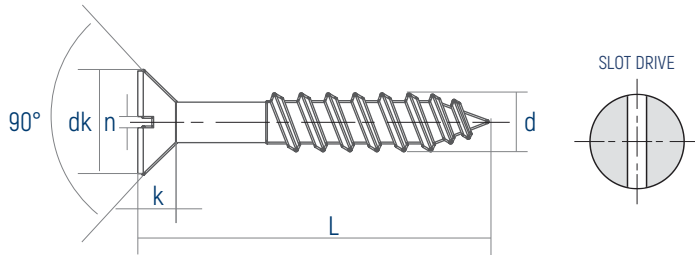
Size
(inch)

	3/4"	1"	2-3/4"	1-3/16"	3"
	1"	1-3/16"	3"	1-3/8"	3/52"
	1-3/16"	1-3/8"	3-3/52"	1-5/8"	3-1/2"
	1-3/8"	1-5/8"	3-1/2"	1-3/4"	4"
1/4 x	1-5/8"	5/16 x 1-3/4"	5/16 x 4"	3/8 x 2"	3/8 x 4-3/4"
	1-3/4"	2"	—	2-3/16"	5-1/2"
	2"	2-3/16"	—	2-3/8"	—
	2-3/16"	2-3/8"	—	2-1/2"	—
	2-3/8"	2-1/2"	—	2-3/4"	—

Slotted Flat Head

DIN 97 Wood Screw

Black Oxide/ Zinc



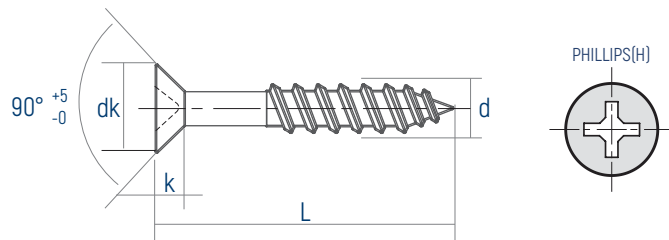
d	dK	k	n
M4	7.05 - 7.95	2.2	1.06 - 1.20
M5	8.75 - 9.65	2.5	1.26 - 1.51
M6	10.45 - 11.55	3.0	1.66 - 1.91

Size (mm)			Size (inch)			
	16	16	25	5/8"	5/8"	1"
	20	20	30	3/4"	3/4"	1-3/16"
	25	25	35	1"	1"	1-3/8"
	30	30	40	1-3/16"	1-3/16"	1-5/8"
	35	35	45	1-3/8"	1-3/8"	1-3/4"
M4 _x	40	M5 _x 40	M6 _x 50	#8 _x 1-5/8"	#10 _x 1-5/8"	#12 _x 2"
	45	45	60	1-3/4"	1-3/4"	2-3/8"
	50	50	70	2"	2"	2-3/4"
	60	60	80	2-3/8"	2-3/8"	3-3/52"
	—	70	90	—	2-3/4"	3-1/2"
		80			3-3/52"	

Phillips Flat Head

DIN 7997 Wood Screw

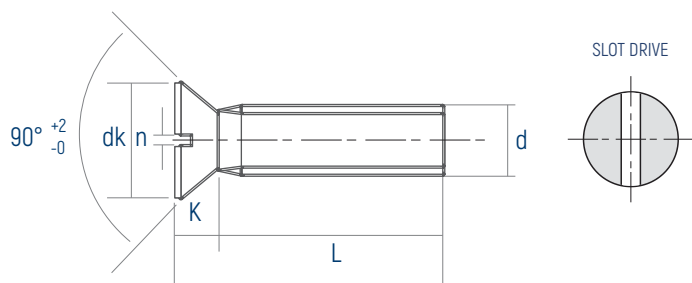
Black Oxide/ Zinc



d	dK	k	Gagin Depth	n
M4	7.05 - 7.95	2.2	1.85 - 2.31	No. 2
M5	8.75 - 9.65	2.5	2.64 - 3.10	No. 2
M6	10.45 - 11.55	3.0	2.72 - 3.18	No. 3

Size (mm)		Size (inch)							
	16	16	25	5/8"	5/8"	1"			
	20	20	30	3/4"	3/4"	1-3/16"			
	25	25	35	1"	1"	1-3/8"			
	30	30	40	1-3/16"	1-3/16"	1-5/8"			
	35	35	45	1-3/8"	1-3/8"	1-3/4"			
M4 _x	40	M5 _x	40	M6 _x	50	#8 _x	#10 _x	#12 _x	2"
	45		45		60	1-3/4"	1-3/4"		2-3/8"
	50		50		70	2"	2"		2-3/4"
	60		60		80	2-3/8"	2-3/8"		3-3/52"
	—		70		90	—	2-3/4"		3-1/2"
			80				3-3/52"		

Slotted Flat Head

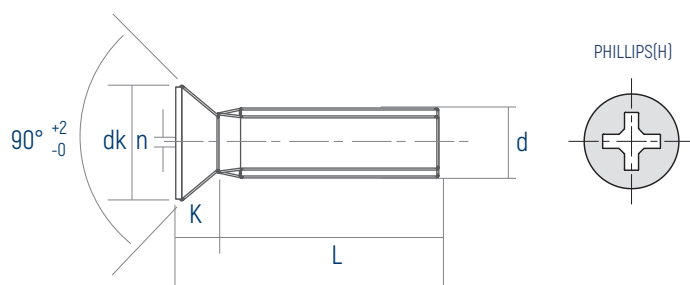


d	L	dK	n	k
M3.5	13 - 100	6.5	0.86 - 1.00	1.93
M4.0	13 - 100	7.5	1.06 - 1.20	2.20

ISO : 2009
DIN : 963

ANSI : B18.6.7M
BS : 4183
NFE : 25 - 123

Phillips Flat Head



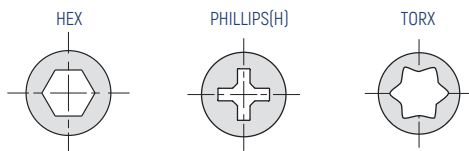
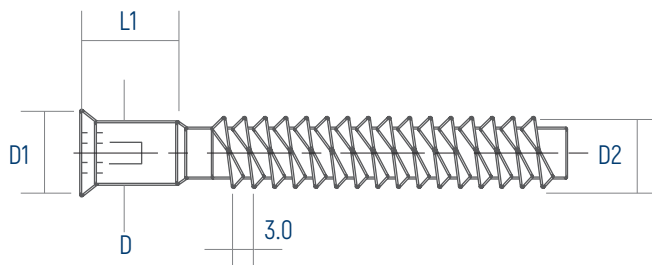
d	L	dK	k (max)
M4	13 - 60	7.5	2.2
M5	13 - 60	9.2	2.5

ISO : 7046 - 1
DIN : 965

ANSI : B18.6.7M
BS : 450
NF : E25 - 119

Hex, Phillips or Torx Recess

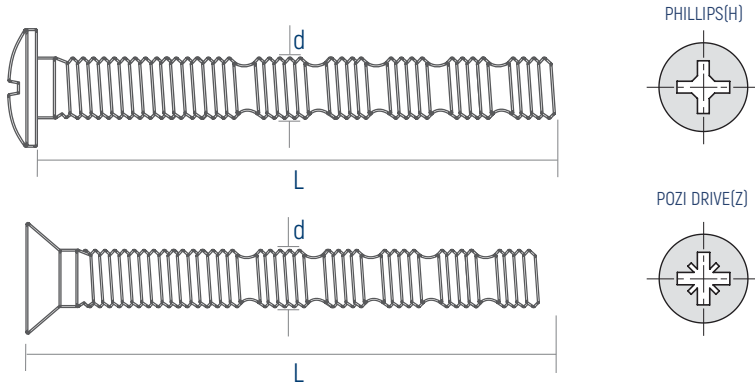
Confirmat Screw



d	L	L1	D1	D2
6.3	40	10-12	9.5-10.5	6.0-6.4
6.3	50	10-12	9.5-10.5	6.0-6.4
7.0	40	10-12	9.5-10.5	6.7-7.1
7.0	50	10-12	9.5-10.5	
7.0	60	10-12	9.5-10.5	
7.0	70	10-12	9.5-10.5	

Chipboard Thread pitch 3.0
Standard deep thread pitch 2.6

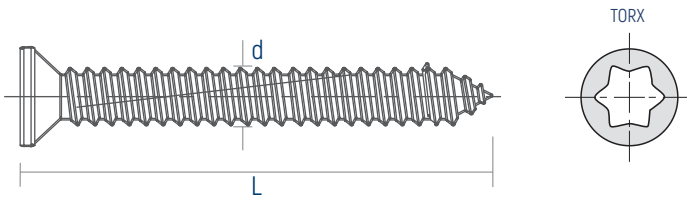
Break Machine Screw



Hand Style	d (m/m)	L	d (inch)	L
Teuss	M4	45 - 75	#8	1-3/4"-3"
Falt	M4	45 - 75	#8	1-3/4"-3"

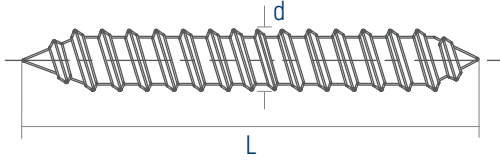
Concrete Screw

Flat Torx Head
Hi-Lo Thread



Size (mm)	d x L
7.5x60	7.5x72
7.5x92	7.5x112
7.5x132	7.5x152
7.5x182	7.5x212

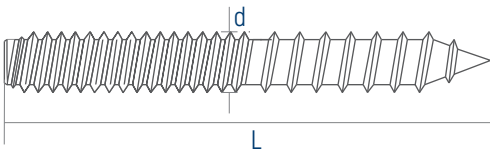
Dowel Screws



d	L
M4	25 - 70
M5	25 - 70
M6	25 - 100
M8	25 - 100
M10	25 - 100



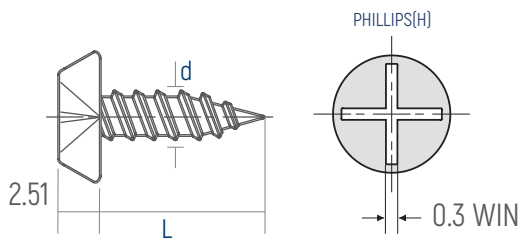
Hanger Bolt



d	L	pitch
M4	25 - 70	0.7
M5	25 - 70	0.8
M6	25 - 100	1.0
M8	25 - 100	1.25
M10	25 - 100	1.5



Pan Framing Head & Phillips Drive Tapping Screw



d (m/m)	L	d (inch)	L
M3.5	11	#6	7 / 16"
M3.9	11	#7	7 / 16"



Certifications

Quality assurance is our promise to every customer

ISO 9001



ISO 9001



ISO 14001



CE Marking



TS 16949





CAT ID : STS-201802

PATTA International Limited

15F No.110, San Duo 4th Rd, Kaohsiung 80247, Taiwan

T 886 7 3362278 | F 886 7 3369577 | E info@patta.com

www.patta.com

